

Health Products Portal Webinar

Software Vendor API access

Thank you for joining, this webinar will begin at 3.00pm,
13 November 2023



Acknowledgement of Country

We acknowledge the Traditional Custodians of country throughout Australia and their connections to land, sea and community. We pay our respect to their Elders past and present and extend that respect to all Aboriginal and Torres Strait Islander peoples today.



Australian Government

Department of Health and Aged Care

Before we begin...



Please turn off your webcam



Please mute your microphone unless speaking



Any questions? Email HPP.Support@health.gov.au



Agenda

Introduction

- PBS Data Distribution Project background and timeline

Applying to access the API

- Signing into the HPP
- Lodging a 'Request access to PBS embargo data API' form



PBS Data Distribution Project

Background

The Department of Health is modernising the consumption and data distribution model for the monthly PBS Schedule data, in order to:

- Improve accessibility to PBS Schedule data;
- Make the data easier to understand and use in software; and
- Improve data latency and data provision through best practice architecture.

Timing

- The project started in 2019, and conducted a series of working group meetings in 2020-21
- A Private Beta with a small group of vendors was held in late 2022
- A Public Beta was held between June and October 2023



PBS Data Distribution Project

The Department is working to the following timeline

- From **November 2023**, the API is a production system. Vendors are encouraged to commence their transition.
- **February 2024** will be the last PBS schedule for which data in existing formats will be released under embargo.
- From the **March 2024** PBS schedule onwards, data released under embargo will be made available only via the API.

A version of the API for use by the general public is also in development. This API will be made available in early 2024.

PBS Data Distribution Project

We want to work collaboratively with all stakeholders to establish a timeline that is realistic and mutually acceptable

The Department acknowledges that this timeline may be difficult for some embargo data users to meet, for a range of reasons. The Department invites individual organisations in this situation to provide the following information by to the Department:

1. The circumstances that prevent your organisation from achieving the published timeline
2. A proposed timeline that your organisation could achieve the transition by
3. The logic behind your proposed timeline, such as a high-level schedule of activities

Please provide feedback by email to hpp.support@health.gov.au by Thursday 23rd November.



PBS Data Distribution Project

Supporting resources that are available

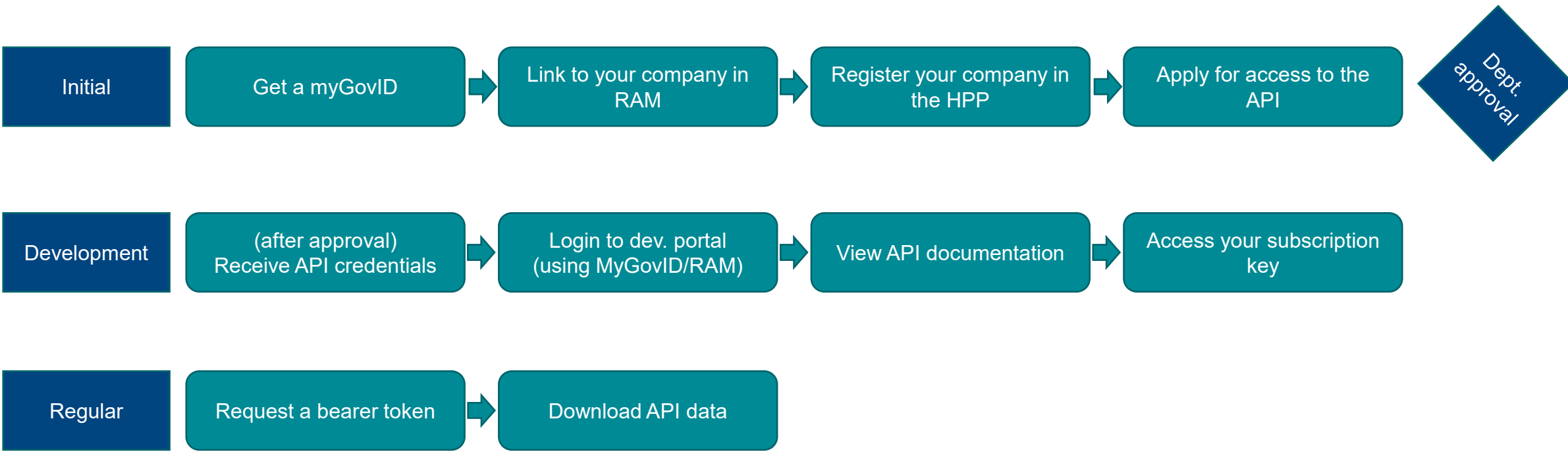
- Sample data from the API, for developers to familiarise themselves with the format
- A guide (33 pages) that explains the process for converting **API data to PBS text files**
- A guide (24 pages) that explains **how PBS restrictions work**, in the API
- A **data dictionary and data model** for the API

<https://data.pbs.gov.au/data-distribution/data-distribution.html>



PBS Data Distribution Project

User Journeys



What can PBS embargo data users do in the HPP?





Manage

- Personal profile details
- Apply for Embargo data API access
- Correspondence to and from the Department



Things to note prior to using the HPP

Before logging into the HPP

- Please ensure you are using a recent version of Google chrome  or Microsoft edge  for optimal performance on the HPP
- Your myGovID will need to be of a 'Basic' identity strength and linked to an organisation in RAM



Accessing the HPP

1

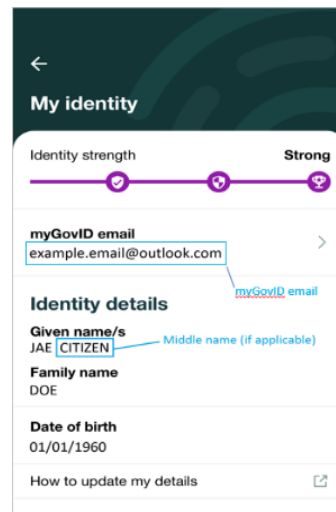
Register with myGovID and verify your identity

Please note: myGovID is the Australian Government's Digital Identity app you can use to sign in to a range of participating government online services like myGov and also the HPP.

2

Provide your myGovID details to your Principal Authority

Click 'My identity' which will bring up a screen that looks like the below where you can get the information required for the above table. **It is important that all the fields match. Do not provide a middle name if it's not included in your myGovID**



Details:	Please complete:
First Name (Must match myGovID First Name)	<First name>
Middle Name (Must match myGovID Middle Name, if applicable. Do not provide a middle name if it's not included in your myGovID)	<Middle name if applicable>
Last Name (Must match myGovID Last Name)	<Last name>
myGovID Email (Must match myGovID app)	<email>
Preferred work email (this does not need to match myGovID email address)	<email>



Accessing the HPP

- 3 Receive communications from Relationship Authorisation Manager (RAM)**
You will be linked to your company in RAM and will receive an email with a code which will expire in 7 days, follow the instructions in the RAM email.
- 4 Sign in to HPP, update your personal profile and register your organisation**
If your organisation has already been registered, you can request access via the Personalise your Session page.



These are once-off activities



Access the Health Products Portal via <https://business.health.gov.au/SignIn>



Australian Government
Department of Health and Aged Care

Health Products Portal

[Home](#)

[About us](#)

[User support](#)

[Webinars](#)

[Terms and Conditions](#)

[Sign in](#)

[← Sign in](#)

[Register](#)

Continue with Digital Identity

[Continue with Digital Identity](#)

Accessing the HPP

- The Health Products Portal (HPP) can be accessed from Google Chrome (version 80+) or Microsoft Edge (version 86+).
- Pop-up blockers should be turned off as they can prevent dialog boxes within the HPP from opening properly.
- You must set up your Digital Identity, such as myGovID, and link it to an organisation using Relationship Authorisation Manager (RAM) to access the HPP.



Australian Government
Department of Health and Aged Care

Get the myGovID app

Prove who you are and get a code to login with the myGovID app.
Download the app now to get started.



What's next?

1. Download the app
2. Prove who you are
3. Come back and login

This must match your myGovID email address, not the one registered with Health Products Portal

Already have the myGovID app?

Login with your myGovID email to continue.

Remember me

[Cancel](#)



[Home](#) > Personalise your session

Personalise your session

Select who you want to represent or register an organisation.

Select who you want to represent

Selecting who you want to represent will take you to the Services page, where you can view the activities and services available under your roles.

I am representing *



Confirm selection

Register an organisation

Request access to organisation



Demonstration

